

**Installation Instructions for
Schiller Grounds Care, Steiner Cab, Rear LED Light Kit**

NOTE: This kit is for installation of the rear light onto Steiner Deluxe Cab.



Figure 1

Installation Instructions:

1. Park the vehicle on a solid, level surface; set the park brakes; shut-off the engine; and remove the ignition key. Disconnect the negative battery cable or disengage the battery shutoff switch..
2. Remove the cab roof mounting bolts front and rear. Remove cab roof.

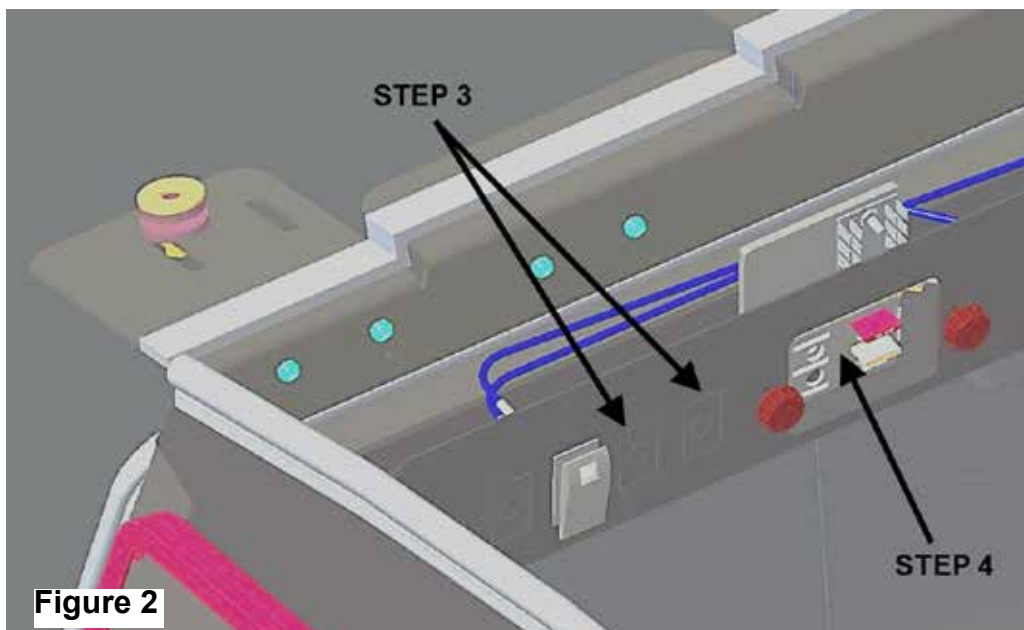
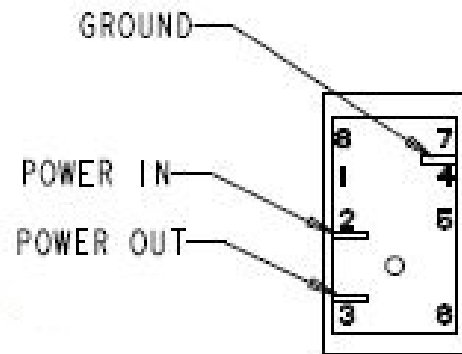
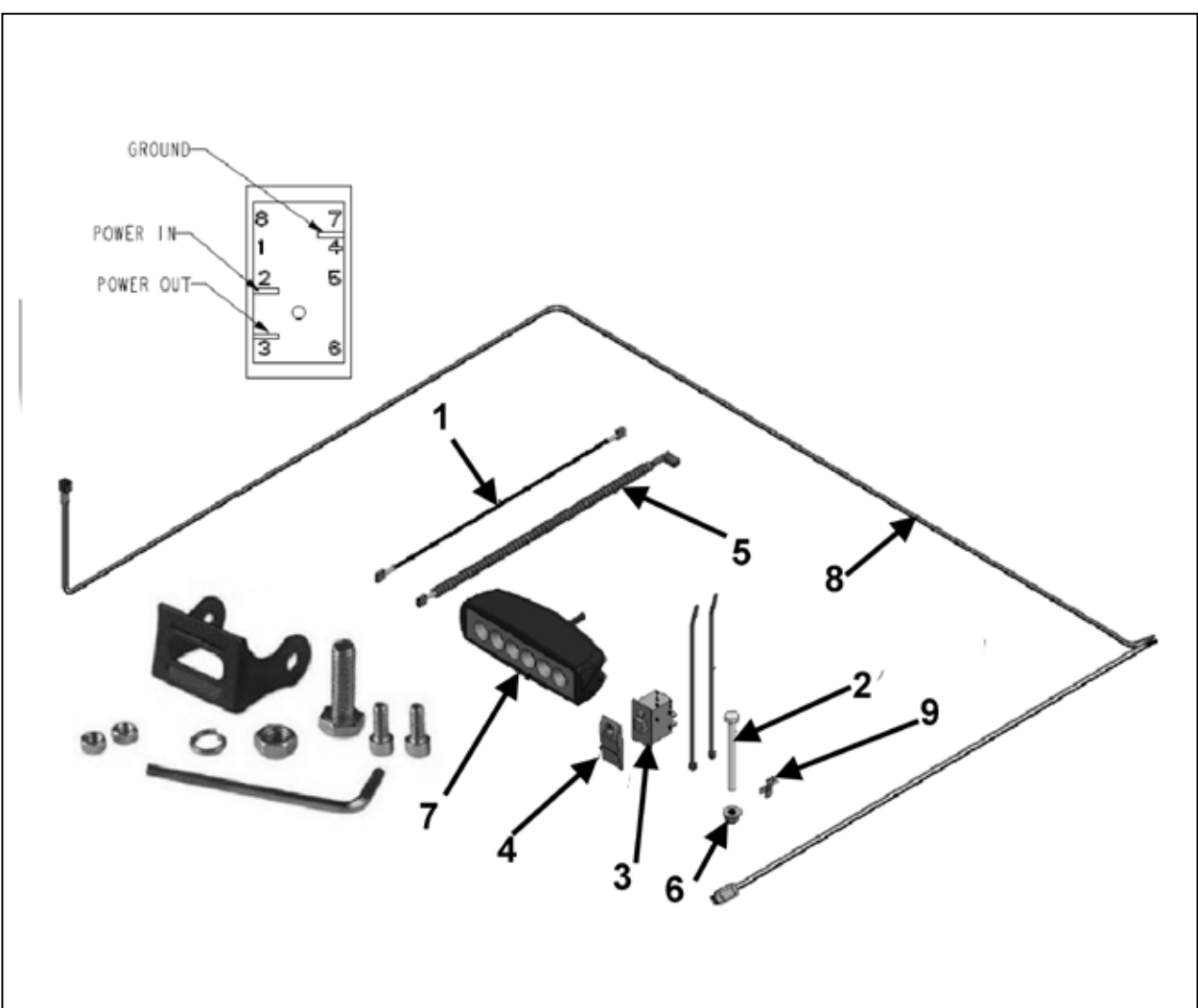


Figure 2

3. Select available switch location in overhead panel and remove plug. Install the rocker switch **(3)** and actuator **(4)**. **Figure 2**
4. Install the terminal splitter **(9)** onto the fuse block location that the front light harness is connected to. Reconnect the front harness to one leg of the splitter. **Figure 2**
5. Connect the wire harnesses to the 2nd leg on the splitter, fuse block and switch. (red "+" and black "-") **Figure 3**
6. Route the rear light wires and connector plug between the roof and the rear upper cross member. **NOTE:** Make sure that the wires will not be pinched.
7. Reinstall the roof.
8. Discard the hex nut, lock washer, and nylock nut.. Attach the rear light **(7)** to the hole in the ROPS tube. Use the 5/16 x 3 bolt **(2)** and 5/16 nut **(6)** provided to mount the light. **Figure 1**
9. Connect the light to the harness.
10. Reconnect the negative battery cable or engage battery shutoff switch.
11. Check operation and reinstall fuse block cover.

**FIGURE 3**



| Item | Comp Item# | Desc | Desc 2 | Qty |
|------|------------|--------------------------------|--------------------------------|-----|
| 1 | 4175404-01 | ASSY, WIRE HARNESS, 12" | FUSE BLK- SWITCH BLK GRND | 1 |
| 2 | 4175404-02 | HHCS, .312-18 NC X 3.00 GR 5 | COATED BLACK | 1 |
| 3 | 4171667-03 | SWITCH, ROCKER BODY W/ LITE | OFF-ON CONTURA 44305 SPST | 1 |
| 4 | 4171667-04 | ACTUATOR, ROCKER SWITCH | WHITE LENS WITH LIGHTS IMPRINT | 1 |
| 5 | 4175404-05 | WIRE HARNESS 12" FUSE BLOCK | TO SWITCH, RED FEED | 1 |
| 6 | 4175404-06 | NUT, HEX, .312-18 NC FLNG NYLK | GRD 5, BLACK | 1 |
| 7 | 4175405-02 | LIGHT, 12V, LED RECT FLOOD | 18 W, 1530 LUMEN | 1 |
| 8 | 4175404-07 | WIRE HARNESS, LIGHT, REAR | 72.00 LENGTH | 1 |
| 9 | 4175132 | TERMINAL, SPLITTER, 1 FEMALE - | 2 MALE .25 SPADE | 1 |