

PARTS MANUAL

AERATOR MODEL:

TA-26D

Turf Aerators



CLASSEN[®]

C100213

1028 Street Road • P.O. Box 38
Southampton, PA 18966 U.S.A.
Ph. (877)596-6337

TABLE OF CONTENTS

INTRODUCTION	1
Thank You	1
Read This Manual	1
Warranty	1
Measurements	1
Serial Numbers	1
Ordering Part	1
Directions	1
OWNERS RECORD	1
PRE-DELIVERY CHECK LIST	1
DELIVERY CHECK LIST	1
TA-26D TURF AERATOR	
Left Side View	2
Right Side View	3
Engine Pulley Components	4
Water Drum Components	4
Drive Components	5
TWO YEAR LIMITED WARRANTY	6

INTRODUCTION

THANK YOU

Thank you for purchasing a CLASSEN Aerator

READ THIS MANUAL

Read this manual carefully in its entirety. It contains safety, operating, maintenance, and adjustment instructions for your Aerator. By following the operating and maintenance instructions you will prolong the life of your equipment and maintain its maximum efficiency. Failure to do so could result in personal injury or equipment damage.

This manual should be considered a permanent part of your Aerator and should remain with it if you sell it.

WARRANTY

Refer to last page.

MEASUREMENTS

U.S. Units of measure are used in this manual.

SERIAL NUMBERS

Write frame and engine serial numbers, plus model numbers in "Owner's Record" section below. You may need these numbers when you order parts. The serial number stick plate is located on the right rear of the Aerator frame.

ORDERING PARTS

When ordering parts, always give the serial number and model of your Aerator as well as the quantity, part number and description of the part needed.

DIRECTIONS

"Right Hand" and "Left Hand" sides of the Aerator are determined by facing the "back" of the Aerator as you would operate the machine.

OWNER'S RECORD

DATE PURCHASED _____
AERATOR MODEL NUMBER _____
AERATOR SERIAL NUMBER _____
ENGINE MODEL NUMBER _____
ENGINE SERIAL NUMBER _____

PRE-DELIVERY CHECK LIST

Check the following before you deliver the Aerator to the customer.

1. Guards and shields fastened in place.
2. Decals fastened and legible.
3. Weight bar installed.
4. Gas lever on engine turned on.
5. All lubrication points greased.
6. 6:1 gearbox oil level.
7. Engine oil level.
8. Air cleaner.
9. Touch up scratches.
10. Chain(s) tight.
11. Lowering handle working properly.
12. Control handle(s) working to tighten V-belt(s).
13. Add fuel, start engine, test run.

DATE SET UP _____/_____/_____

DELIVERY CHECK LIST

Review the operators manual with the customer.

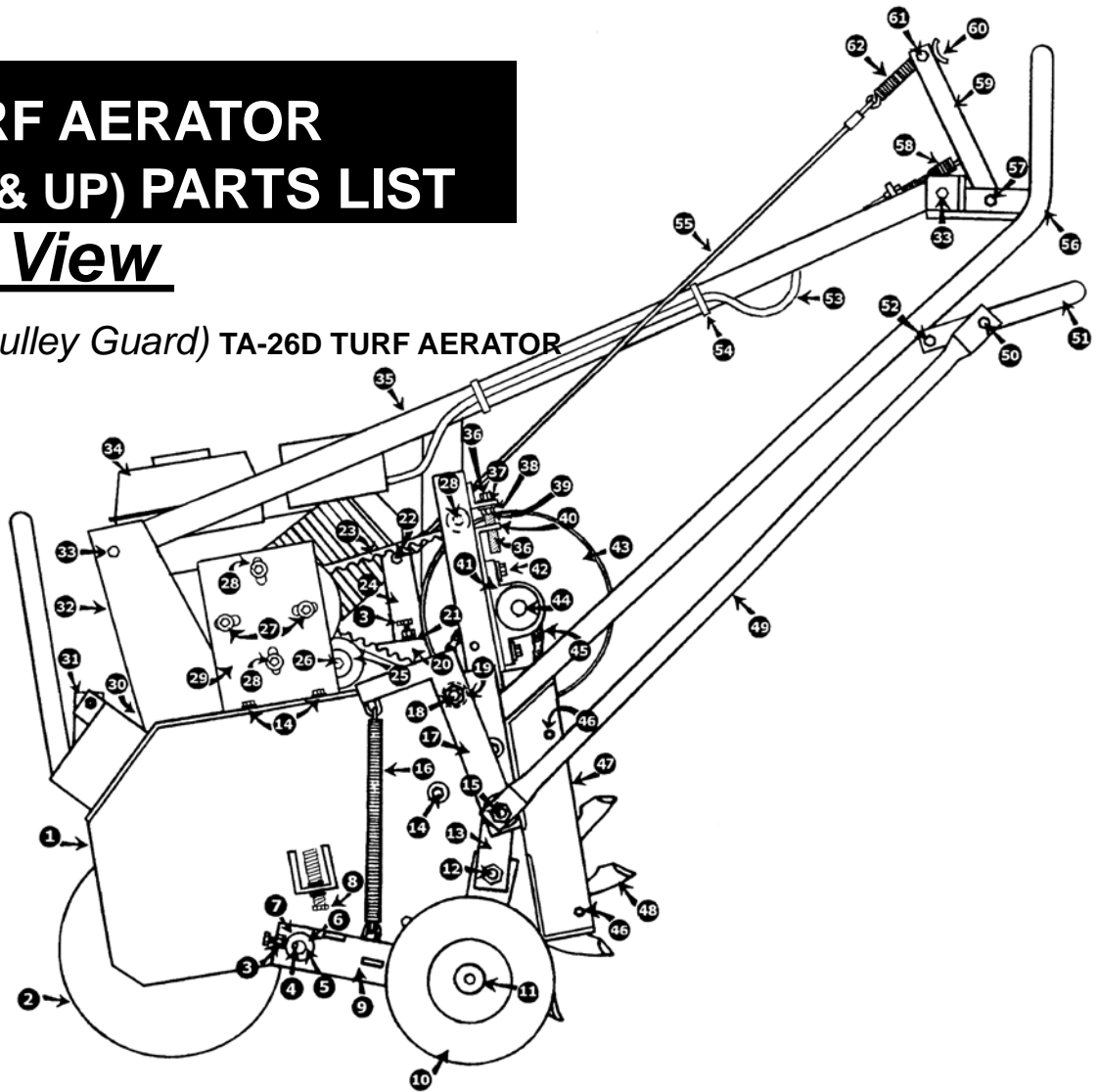
1. Schiller Grounds Care, Inc. warranty.
2. Safe operation and service.
3. How to use controls.
4. Operating the machine correctly.
5. Transporting the Aerator.
6. Correct fuel and lubricants.
7. Daily and periodic inspections.
8. Changing oil after break-in period.
9. Servicing the Aerator regularly and correctly.
10. Schiller Grounds Care, Inc. parts and service.
11. Give the customer the operators manual and encourage customer to read it.

DATE DELIVERED _____/_____/_____

SIGNATURE _____

TA-26D TURF AERATOR (S.N. 000252 & UP) PARTS LIST *Left Side View*

(Shown without Pulley Guard) TA-26D TURF AERATOR

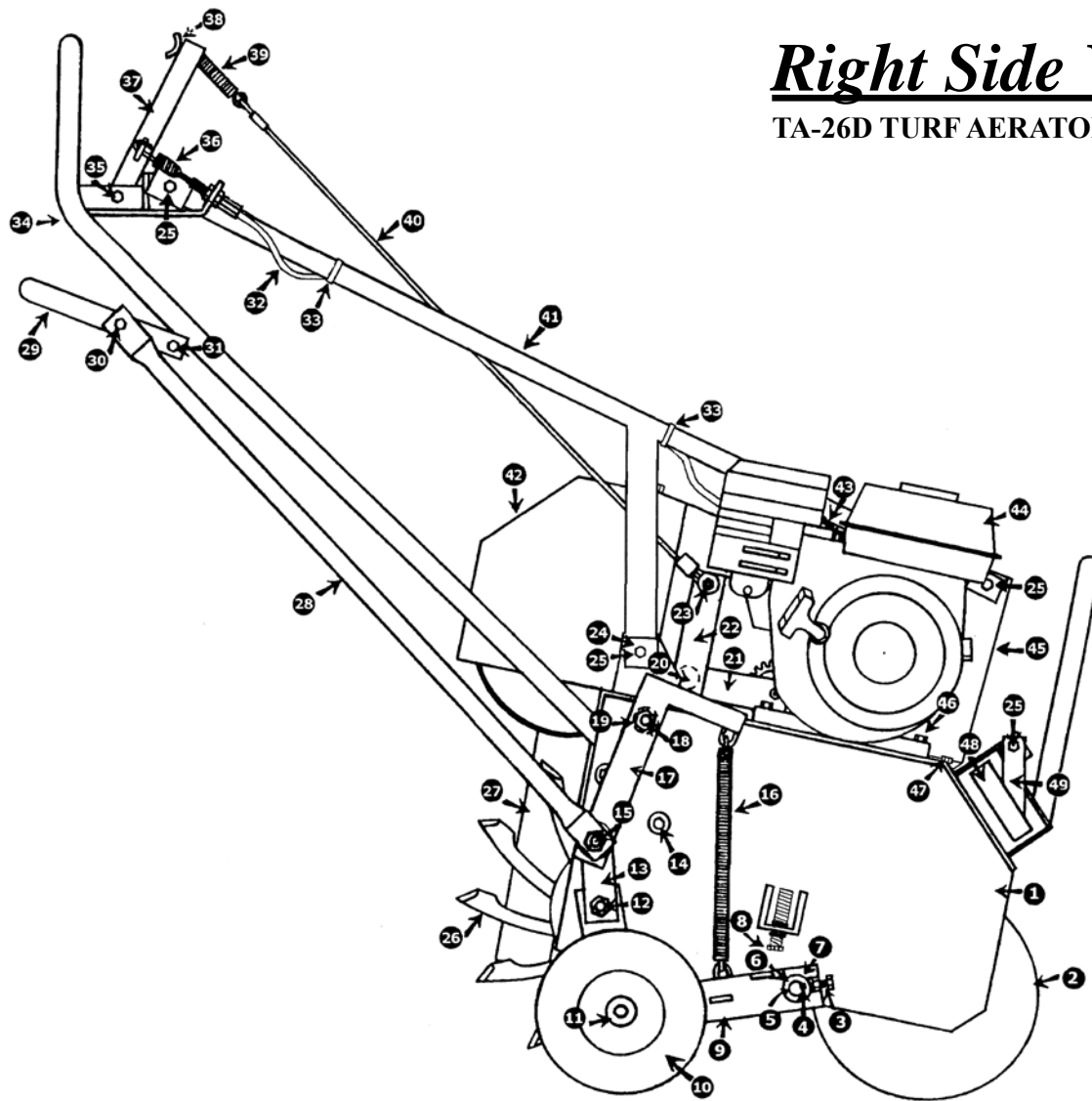


ITEM	P/N	DESCRIPTION	QTY
1	C400073	FRAME, MAIN	1
2	C100086	DRUM, WATER	1
3	C500015	1/4" X 3/4" BOLT W/ LOCK WASHER & NUT	3
4	C500011	KEY, 3/16" X 1" SQUARE	6
5	C200012	SHAFT, KEYED	1
6	C500054	WASHER, (3) 3/4" FLAT	2
7	C500109	1/4"-28 X 5/8" BOLT W/ FENDER WASHER & LOCK WASHER	2
8	C500044	1/2" X 1-3/4" BOLT W/ LCK WASHER & (2) NUTS	2
9	C400025	ARM, L.H. REAR AXLE SUPPORT	1
10	C100031	TIRE ASSEMBLY, 8" REAR	2
11	C100049	PIN, REAR AXLE	2
	C500096	5/32" x 3" BRIDGE PIN CLIP	2
12	C500131	NUT, 1/2" LOCK	4
13	C300006	FLAT, PIVOT	2
14	C500060	3/8" X 1" BOLT W/ FLAT WASHER LOCK WSHR & NUT	6
15	C500046	1/2" X 2" BOLT W/ (3) FLAT WASHERS & (2) LOCK NUTS	2
16	C100040	SPRING, FRAME	2
17	C400015	ARM, SPRING	2
18	C500047	1/2" X 2-1/2" BOLT W/ (2) LOCK NUTS	2
19	C300055	SPACER W/ (2) FLAT WASHERS, & BUSHING	2
20	C400021	ARM, IDLER	1
21	C500001	GREASE FITTING, 1/4" X 28	1
22	C500107	3/8" X 1" BOLT W/ (2) FLAT WASHERS & LOCK NUT	1
23	C100039	V-BELT, BX43	1
24	C400020	ARM, CLUTCH	1
25	C100010	PULLEY, IDLER	1
26	C500008	3/8" X 2" BOLT W/ LOCK WASHER & NUT	1
27	C500099	3/8" X 1-1/4" BOLT W/ FLAT WASHER, LOCK WASHER & NUT	2
28	C500098	3/8" X 3-1/2" BOLT W/ (2) FLAT WASHERS, LOCK WASHER & (2) NUTS	3
29	C300037	PLATE, ADJUSTER	1
30	C500005	5/16" X 1-1/2" BOLT W/ LOCK WASHER & NUT (NOT SHOWN)	4

ITEM	P/N	DESCRIPTION	QTY
31	C300009	WEIGHT STOP	1
32	C300071	PLATE, HANDLE BRACE GUSSET	1
33	C500051	3/8" X 1" BOLT W/ LOCK NUT	6
34	C100037	ENGINE W/ EXHAUST DEFLECTOR, 4HP HONDA	1
35	C400115	BRACE, HANDLE	1
36	C500114	5/16" X 2-1/4" TAP BOLT	2
37	C500083	WASHER, 5/16" FLAT	2
38	C500115	WASHER, 5/16" LOCK	2
39	C500101	NUT, 5/16"	2
40	C300049	PLATE, CHAIN TIGHTENING	2
41	C100013	BEARING W/ COLLAR, 3/4" PILLOW BLOCK	2
42	C500010	5/16" X 1-3/4" BOLT W/ (2) FLAT WASHERS, LOCK WASHER & NUT	4
43	C100041	9" PULLEY W/ 3/4" HUB & 3/16" SQ. KEY	1
44	C200011	JACK SHAFT W/ #40 X 13 SPROCKET & HUB	1
45	C100108	CHAIN, #40 X 139 PITCH	1
46	C500124	5/16" X 3/4" CARRIAGE BOLT W/ LOCK NUT	2
47	C400393	GUARD, CHAIN	1
48	C100032	TINE, PLUGGING	42
49	C300007	ARM, LINKAGE	2
50	C500049	3/8" X 1-1/4" BOLT W/ FLAT WASHER & (2) LOCK NUTS	2
51	C400027	HANDLE, LOWERING	1
52	C500048	3/8" X 3-1/2" BOLT W/ (2) LOCK NUTS	2
53	C100036	CABLE W/ CONNECTING ENDS, THROTTLE	1
54	C100020	TIE, PLASTIC	2
55	C200008	CABLE, CLUTCH	1
56	C400028	HANDLE, MAIN	1
57	C500050	3/8" X 1-1/4" BOLT W/ (2) LOCK NUTS	2
58	C100035	SPRING, THROTTLE CABLE CONNECTING	1
59	C400053	HANDLE, CONTROL	1
60	C100033	GRIP 1/8" X 1"	2
61	C500055	3/8" X 1-1/4" BOLT W/ LOCK WASHER, LOCK NUT & NUT	1
62	C100034	SPRING, CLUTCH CABLE	1

Right Side View

TA-26D TURF AERATOR

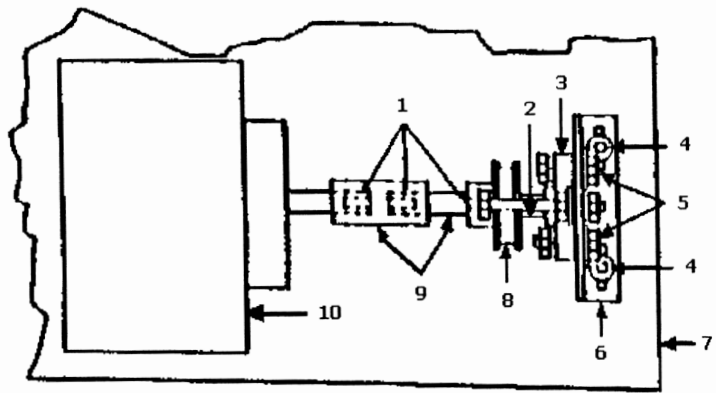


ITEM	P/N	DESCRIPTION	QTY
1	C400073	FRAME, MAIN	1
2	C100086	DRUM, WATER	1
3	C500015	1/4" X 3/4" BOLT	1
		W/ LOCK WASHER & NUT	3
4	C500011	KEY, 3/16" X 1" SQUARE	6
5	C200012	SHAFT, KEYED	1
6	C500054	WASHER, (3) 3/4" FLAT	2
7	C500109	1/4"-28 X 5/8" BOLT	1
		W/ FENDER WASHER & LOCK WASHER	2
8	C500044	1/2" X 1-3/4" BOLT	1
		W/ LOCK WASHER & 2 NUTS	1
9	C400026	ARM, R.H. REAR AXLE SUPPORT	1
10	C100031	TIRE ASSEMBLY 8" REAR	2
11	C100049	PIN W/ CLIP, REAR AXLE	4
12	C500131	NUT, 1/2" LOCK	2
13	C300006	FLAT, PIVOT	6
14	C500060	3/8" X 1" BOLT	1
		W/ FLAT WASHER, LOCK WASHER & NUT	2
15	C500046	1/2" X 2" BOLT W/ (3) FLAT WASHERS & (2) LOCK NUTS	2
16	C100040	SPRING, FRAME	2
17	C400015	ARM, SPRING	2
18	C500047	1/2" X 2-1/2" BOLT W/ (2) LOCK NUTS	2
19	C300055	SPACER W/ (2) FLAT WASHERS & BUSHING	2
20	C100021	BUSHING, BRASS	2
21	C400021	ARM, IDLER	1
22	C400020	ARM, CLUTCH	1
23	C500107	3/8" X 1" BOLT	1
		W/ 2 FLAT WASHERS & LOCK NUT	1
24	C500042	WASHER, 3/8" FLAT	1
25	C500051	3/8" X 1 BOLT W/ LOCK NUT	6
26	C100032	TINE, PLUGGING	42
27	C400393	GUARD, CHAIN	1
28	C300007	ARM, LINKAGE	2
29	C400027	HANDLE, LOWERING	1
30	C500049	3/8" X 1-1/4" BOLT	1
		W/ FLAT WASHER & (2) LOCK NUTS	2
31	C500048	3/8" X 3-1/2" BOLT	1
		W/ (2) LOCK NUTS	2
32	C100036	CABLE W/ CONNECTING ENDS, THROTTLE	1
33	C100020	TIE, PLASTIC	2
34	C400028	HANDLE, MAIN	1
35	C500050	3/8" X 1-1/4" BOLT W/ (2) LCK NUTS	2
36	C100035	SPRING, THROTTLE CABLE CONNECTING	1
37	C400053	HANDLE, CONTROL	1
38	C100033	GRIP, 1/8" X 1"	2
39	C100034	SPRING, CLUTCH CABLE	1
40	C200008	CABLE, CLUTCH	1
41	C400115	BRACE, HANDLE	1
42	C400029	PULLEY GUARD W/ (3) 5/16" X 3/4" BOLTS, (3) FLAT WASHERS, (3) LOCK WASHERS & NUT	1
43	C100027	SPRING, THROTTLE	1
44	C100037	ENGINE W/ EXHAUST DEFLECTOR, 4HP HONDA	1
45	C300071	PLATE, HANDLE BRACE GUSSET	1
46	C500005	5/16" X 1-1/2" BOLT W/ LCK WSHR & NUT	4
47	C500056	5/16" X 3/4" BOLT W/ FLAT WASHER, LOCK WASHER & NUT	4
48	C400057	WEIGHT BAR	1
49	C300009	WEIGHT STOP	1

Top View Looking Down on the Front of the Aerator

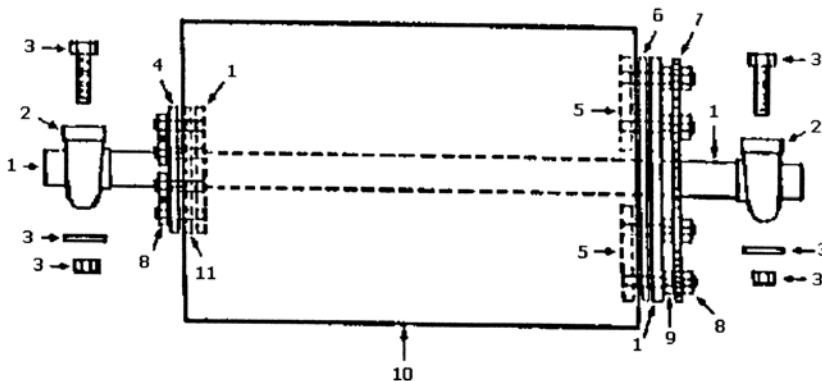
Engine Pulley Components

TA-26D TURF AERATOR



ITEM	P/N	DESCRIPTION	QTY
1	C500011	KEY, 3/16" x 1" SQUARE	6
2	C500098	3/8" x 3-1/2" BOLT	
		w/ (2) FLATS, LOCK, & (2) NUTS	3
3	C100081	BEARING, 3/4" 2-BOLT	1
4	C500060	3/8" x 1" BOLT w/ FLAT, LOCK, & NUT	6
5	C500099	3/8" x 1-1/4" BOLT w/ FLAT, LOCK, & NUT	2
6	C300037	PLATE, ADJUSTER	1
7	C400073	FRAME, MAIN	1
8	C100038	PULLEY, 3/4" x 3"	1
9	C200013	COUPLER w/ STUB SHAFT, 3/4"	1
10	C100037	ENGINE-4.0 HP HONDA	1

Front View of Water Drum & Mounting



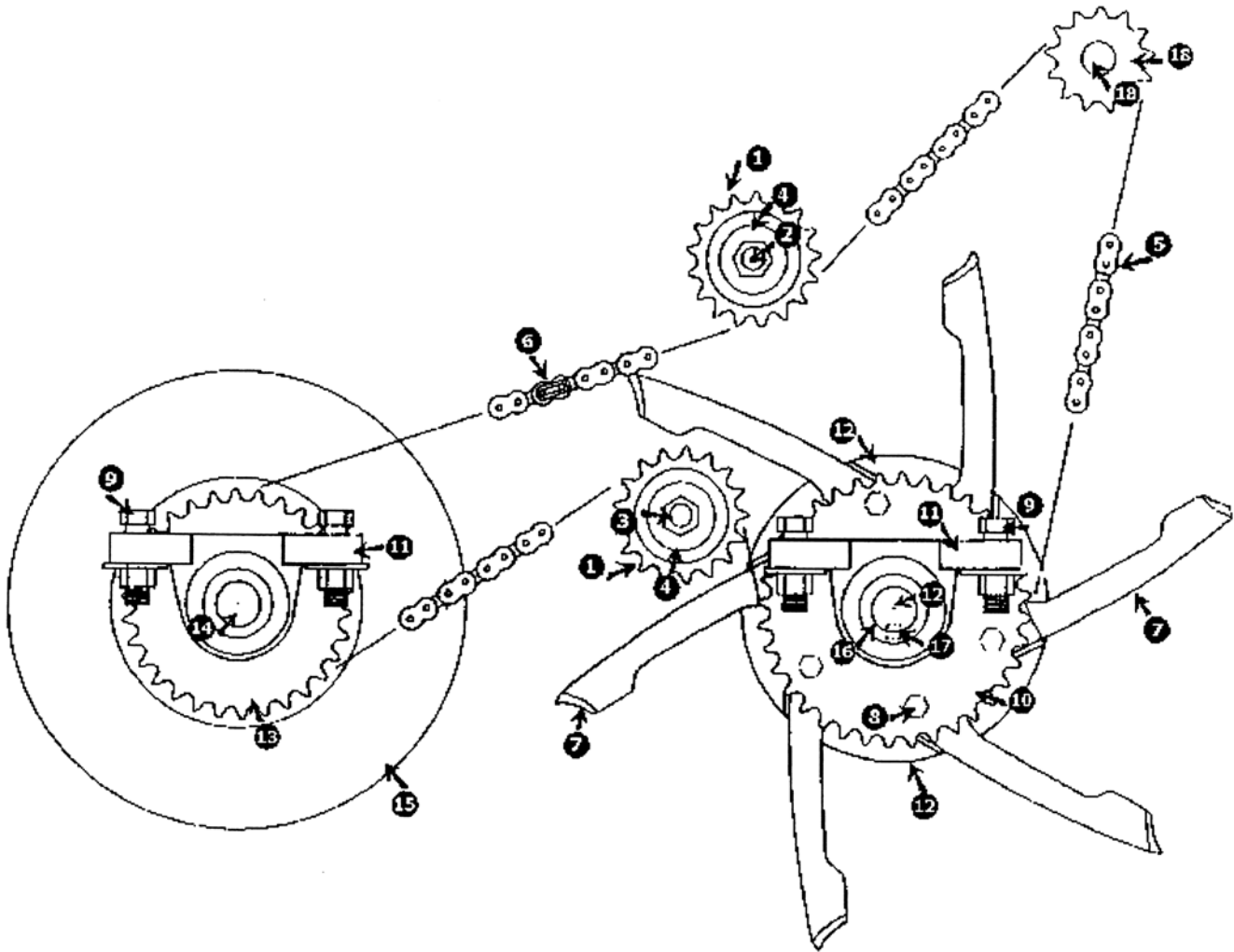
Water Drum Components

TA-26D TURF AERATOR

ITEM	P/N	DESCRIPTION	QTY
1	C700010	AXLE, DRUM	1
2	C100004	BEARING w/ ECCENTRIC COLLAR,	
		1" PILLOW BLOCK	4
3	C500040	1/2" x 1-3/4" BOLT	
		w/ FLAT WASHER & LOCK NUT	8
4	C100083	WASHER, SMALL STEEL	1
5	C700011	INNER HALF PLATE w/ STUDS	2
6	C100084	GASKET, LARGE RUBBER	1
7	C200015	SPROCKET, #40 x 30	1
8	C500100	LOCK NUT, 5/16" TWO-WAY	12
9	C500101	NUT, 5/16" STANDARD	6
10	C100086	DRUM, WATER	1
11	C100087	GASKET, SMALL RUBBER	1
12	C100108	CHAIN, #40 x 139 PITCH (NOT SHOWN)	1
13	C100109	PLUG, WATER DRUM (NOT SHOWN)	1

Drive Components

TA-26D TURF AERATOR



ITEM	P/N	DESCRIPTION	QTY
1	C100043	IDLER SPROCKET, #40 x 17 x 1/2"	2
2	C500037	1/2" x 1-3/4" BOLT w/ LOCK & NUT	1
3	C500038	LOCK & NUT, 1/2"	1
4	C500034	FLAT WASHERS, (2) 1/2"	2
5	C100108	CHAIN, #40 x 139 PITCH	1
6	C100025	CONNECTING LINK, #40	1
7	C100032	TINE, PLUGGING	42
8	C500128	5/16" x 1-1/2" BOLT w/ LOCK NUT	84
9	C500040	1/2" x 1-3/4" BOLT w/ FLAT & LOCK NUT	8
10	C200009	SPROCKET w/ 1" HUB, #40 x 36	1
11	C100004	BEARING w/ ECCENTRIC COLLAR, 1" PILLOW BLOCK	4
12	C700019	SHAFT ASSEMBLY, TINE DISC	1
13	C200015	SPROCKET, #40 x 30	1
14	C700010	AXLE, DRUM	1
15	C100086	DRUM, WATER	1
16	C300011	SPACER, 1" OUTSIDE DRUM SHAFT	1
17	C500003	KEY, 1/4" x 7/8" HALF MOON	1
18	C200011	JACK SHAFT ASSEMBLY, #40 x 13	1



**1028 Street Road • P.O. Box 38
Southampton, PA 18966 U.S.A.**

TWO YEAR LIMITED WARRANTY
Effective April 1, 2007

For the period of two years from the date of purchase, Schiller Grounds Care, Inc. will repair or replace for the original purchaser free of charge, any part or parts found upon the examination of our factory authorized service station, or by the factory in Norfolk, Nebraska, to be defective in material or workmanship. All transportation charges on parts submitted for repair or replacement under this warranty shall be borne by the purchaser. This warranty does not include engines or engine parts, tires, batteries, or gearboxes that are covered under separate warranties furnished by their manufacturer or supplier, nor does it include normal maintenance parts, including but not limited to, spark plugs, points, filters, blades, and lubricants. All service under this warranty will be furnished or performed by our factory authorized service stations. There is no other expressed warranty. Implied warranties, including those of merchantability and fitness for a particular purpose, are limited to two years from the date of purchase and to the extent permitted by law, any and all implied warranties are excluded. The above remedy of repair and replacement of defective parts is the purchaser's exclusive remedy for any defect, malfunction or breach of warranty. Liability for incidental or consequential damages under any and all warranties is excluded to the extent permitted by law.

NORMAL RESPONSIBILITIES OF THE SELLER AND THE USER

1. The Distributor or Dealer is responsible for the proper assembly and preparation of the product for delivery to the end user.
2. The User is responsible for reading the Manual and Instructions.
3. The User is responsible for proper operation and maintenance as described in the manual.
4. The User is responsible for the replacement of wear items such as blades, belts, tires, batteries, etc.
5. The User is responsible for damage due to improper operation and maintenance, as well as abuse.

All claims must be received by the factory 30 days after the end of the warranty period to receive warranty consideration.

See the complete line of Turf Care Products
from

CLASSEN[®]

COMPACT AERATORS

CA-18H
CA-18B

STAND ON AERATOR

SA-25

SPLIT DRIVE AERATORS

TA-25D
TA-17D

TURF AERATORS

TA-19D
TA-19B
TA-26D

RECIPROCATING AERATORS

RA-21H
RA-21B
RAS-21H
RAS-21B

HYDRO OVERSEEDER

HTS-20H

TOW/3PT AERATORS

48RT
60RT

TURF SEEDERS

TS-20H
TS-20B
TSS-20H
TSS-20B

TRAILERS

AST

TURF RAKES

TR-20H
TR-20B
TRS-20H
TRS-20B
TR-20RH
TR-20RB

SOD CUTTERS

SC-18/5.5
SC-18/8.0

HYDRO-DRIVE SOD CUTTERS

SCHV-18/5.5
SCHV-18/8.0

Classen reserves the right to make changes or add improvements to its products at any time without incurring any obligation to make such changes to products manufactured previously. Classen, or its distributors and dealers, accept no responsibility for variations which may be evident in the actual specifications of its products and the statements and descriptions contained in this publication.