

# **PARTS MANUAL**

## **AERATOR MODELS:**

### **TA-19DE, TA-19BE**

**Turf Aerator**



# ***CLASSEN***<sup>®</sup>

C100580

1028 Street Road • P.O. Box 38  
Southampton, PA 18966 U.S.A.  
Ph. (877) 596-6337

# TABLE OF CONTENTS

INTRODUCTION .....	1
Thank You .....	1
Read This Manual .....	1
Warranty .....	1
Measurements .....	1
Serial Numbers .....	1
Ordering Part .....	1
Directions .....	1
OWNERS RECORD.....	1
PRE-DELIVERY CHECK LIST .....	1
DELIVERY CHECK LIST .....	1
TA-19D TURF AERATOR .....	
Left Side View .....	2
Right Side View.....	3
Engine Pulley Components.....	4
Water Drum Components .....	4
Drive Components .....	5
TWO YEAR LIMITED WARRANTY .....	6

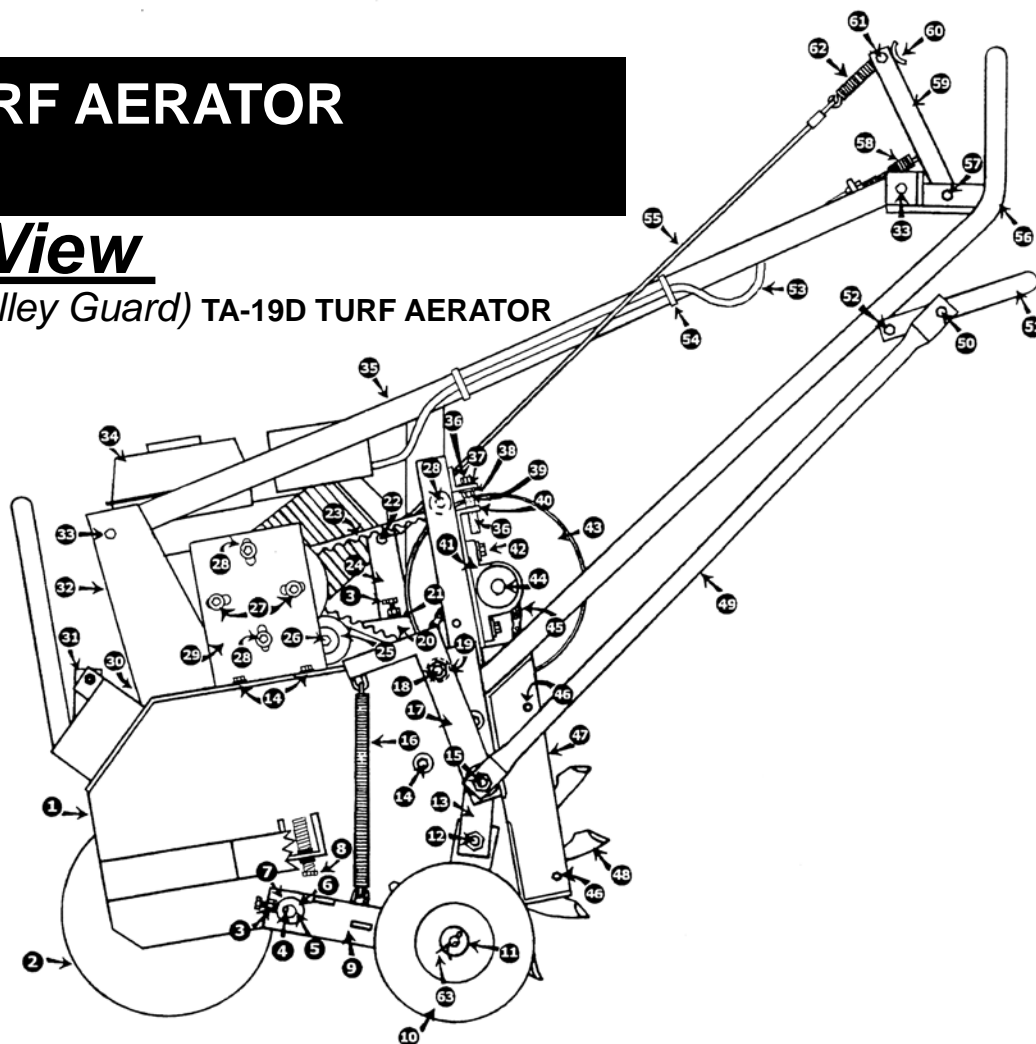
## CE REQUIRED KITS (NOT SHOWN ON PARTS ILLUSTRATIONS)

KIT P/N	DESCRIPTION	COMMENTS
C900049	TA-19 CE GUARD KIT, HARDWARE, DECALS, ETC.	This kit completely converts a NON-CE unit to a CE unit.
C300194	TA-19 CE GUARD KIT	This kit is the CE guards and hardware only.
C300186	TA-19 WHEEL GUARD RH	
C100166	TA-19 WHEEL GUARD LH	
C300191	TA-19 FIXED TINE GUARD	hARDdware: C500140-5/16 x 3/4 BOLT (3), C500083 -5/16" WASHER (3), C500043 BOLT 3/8 X 1 (3), C500041 3/16-18 NUT (2)
C300192	TA-19 PIVOT TINE GUARD	Hardware: C500079 Bolt 3/8 x 1-3/4 (2), C500042 Washer 3/8 (2), C500041 3/8-16 Hex Nut (2)
C300169	TA-17 CE HANDLE GUARD	Hardware: C500139- 1/4 x 1-3/4 Bolt (1), C500041- 3/8-16 Locknut (2), C500042 3/8 Flat Washer (2)

# TA-19DE TURF AERATOR PARTS LIST

## Left Side View

(Shown without Pulley Guard) TA-19D TURF AERATOR

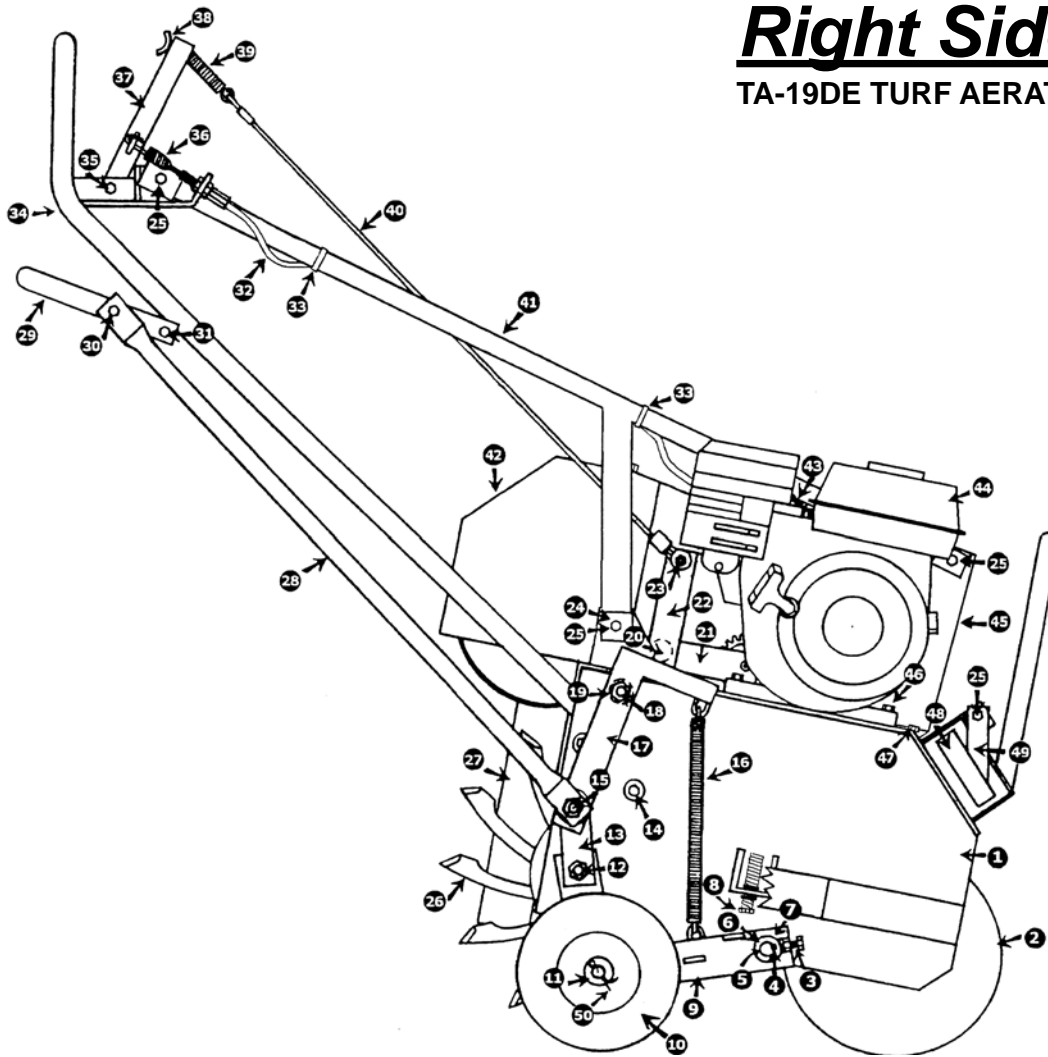


ITEM	P/N	DESCRIPTION	QTY
1	C400072	FRAME, MAIN	1
2	C100085	DRUM, WATER	1
3	C500015	1/4" X 3/4" BOLT W/ LOCK WASHER & NUT	3
4	C500011	KEY, 3/16" X 1" SQUARE	6
5	C200007	SHAFT, KEYED	1
6	C500054	WASHER, (3) 3/4" FLAT	2
7	C500109	1/4"-28 X 5/8" BOLT W/ FENDER WASHER & LOCK WASHER	2
8	C500044	1/2" X 1-3/4" BOLT W/ LCK WASHER & (2) NUTS	2
9	C400013	ARM, L.H. REAR AXLE SUPPORT	1
10	C100031	TIRE ASSEMBLY, 8" REAR	2
11	C100053	WASHER, 5/8" FLAT	2
12	C500131	NUT, 1/2" LOCK	4
13	C300006	FLAT, PIVOT	2
14	C500060	3/8" X 1" BOLT W/ FLAT WASHER LOCK WSHR & NUT	6
15	C500046	1/2" X 2" BOLT W/ (3) FLAT WASHERS & (2) LOCK NUTS	2
16	C100040	SPRING, FRAME	2
17	C400015	ARM, SPRING	2
18	C500047	1/2" X 2-1/2" BOLT W/ (2) LOCK NUTS	2
19	C300005	SPACER W/ (2) FLAT WASHERS, & BUSHING	2
20	C400021	ARM, IDLER	1
21	C500001	GREASE FITTING, 1/4" X 28	1
22	C500107	3/8" X 1" BOLT W/ (2) FLAT WASHERS & LOCK NUT	1
23	C100039	V-BELT, BX43	1
24	C400020	ARM, CLUTCH	1
25	C100010	PULLEY, IDLER	1
26	C500008	3/8" X 2" BOLT W/ LOCK WASHER & NUT	1
27	C500099	3/8" X 1-1/4" BOLT W/ FLAT WASHER, LOCK WASHER & NUT	2
28	C500098	3/8" X 3-1/2" BOLT W/ (2) FLAT WASHERS, LOCK WASHER & (2) NUTS	3
29	C300037	PLATE, ADJUSTER	1
30	C500005	5/16" X 1-1/2" BOLT W/ LOCK WASHER & NUT (NOT SHOWN)	4
31	C300009	WEIGHT STOP	1

ITEM	P/N	DESCRIPTION	QTY
32	C300071	PLATE, HANDLE BRACE GUSSET	1
33	C500051	3/8" X 1" BOLT W/ LOCK NUT	6
34	C100037	ENGINE W/ EXHAUST DEFLECTOR, 4HP HONDA	1
	C100482	ENGINE, BRIGGS AND STRATTON, 6.5HP	1
35	C400115	BRACE, HANDLE	1
36	C500114	5/16" X 2-1/4" TAP BOLT	2
37	C500083	WASHER, 5/16" FLAT	2
38	C500115	WASHER, 5/16" LOCK	2
39	C500101	NUT, 5/16" 2	
40	C300049	PLATE, CHAIN TIGHTENING	2
41	C100013	BEARING W/ COLLAR, 3/4" PILLOW BLOCK	2
42	C500010	5/16" X 1-3/4" BOLT W/ (2) FLAT WASHERS, LOCK WASHER & NUT	4
43	C100041	9" PULLEY W/ 3/4" HUB & 3/16" SQ. KEY	1
44	C200006	JACK SHAFT W/ #40 X 13 SPROCKET & HUB	1
45	C100108	CHAIN, #40 X 139 PITCH	1
46	C500124	5/16" X 3/4" CARRIAGE BOLT W/ LOCK NUT	2
47	C400393	GUARD, CHAIN	1
48	C100032	TINE, PLUGGING	42
49	C300007	ARM, LINKAGE	2
50	C500049	3/8" X 1-1/4" BOLT W/ FLAT WASHER & (2) LOCK NUTS	2
51	C400017	HANDLE, LOWERING	1
52	C500048	3/8" X 3-1/2" BOLT W/ (2) LOCK NUTS	2
53	C100036	CABLE W/ CONNECTING ENDS, THROTTLE, HONDA	1
	C100483	CABLE W/ CONNECTING ENDS, THROTTLE, B&S	1
54	C100020	TIE, PLASTIC	2
55	C200008	CABLE, CLUTCH	1
56	C400018	HANDLE, MAIN	1
57	C500050	3/8" X 1-1/4" BOLT W/ (2) LOCK NUTS	2
58	C100035	SPRING, THROTTLE CABLE CONNECTING	1
59	C400019	HANDLE, CONTROL	1
60	C100033	GRIP 1/8" X 1"	2
61	C500055	3/8" X 1-1/4" BOLT W/ LOCK WASHER, LOCK NUT & NUT	1
62	C100034	SPRING, CLUTCH CABLE	1
63	C500016	COTTER PIN, 5/32" X 1-1/4"	2

# ***Right Side View***

## **TA-19DE TURF AERATOR**



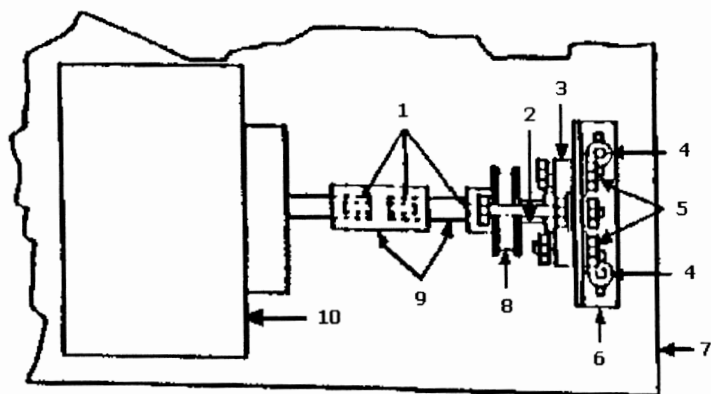
ITEM	P/N	DESCRIPTION	QTY
1	C400072	FRAME, MAIN	1
2	C100085	DRUM, WATER	1
3	C100085	1/4" X 3/4" BOLT W/ LOCK WASHER & NUT	3
4	C500011	KEY, 3/16" X 1" SQUARE	6
5	C200007	SHAFT, KEYED	1
6	C500054	WASHER, (3) 3/4" FLAT	2
7	C500109	1/4"-28 X 5/8" BOLT W/ FENDER WASHER	2
8	C500044	1/2" X 1-3/4" BOLT W/ LOCK WASHER & 2 NUTS	1
9	C400014	ARM, R.H. REAR AXLE SUPPORT	1
10	C100031	TIRE ASSEMBLY, 8" REAR	2
11	C500053	WASHER, 5/8" FLAT	2
12	C500131	NUT, 1/2" LOCK	4
13	C300006	FLAT, PIVOT	2
14	C500060	3/8" X 1" BOLT W/ FLAT WASHER, LOCK WASHER & NUT	6
15	C500046	1/2" X 2" BOLT W/ (3) FLAT WASHERS & (2) LOCK NUTS	2
16	C100040	SPRING, FRAME	2
17	C400015	ARM, SPRING	2
18	C500047	1/2" X 2-1/2" BOLT W/ (2) LOCK NUTS	2
19	C300005	SPACER, BUSHING 20 100021 2	2
21	C400021	ARM, IDLER	1
22	C400020	ARM, CLUTCH	1
23	C500107	3/8" X 1" BOLT W/ 2 FLAT WASHERS & LOCK NUT	1
24	C500042	WASHER, 3/8" FLAT	1
25	C500051	3/8" X 1" BOLT W/ LOCK NUT	6
26	C100032	TINE, PLUGGING	30
27	C400393	GUARD, CHAIN	1
28	C300007	ARM, LINKAGE	2
29	C400017	HANDLE, LOWERING	1

ITEM	P/N	DESCRIPTION	QTY
30	C500049	3/8" X 1-1/4" BOLT W/ FLAT WASHER & (2) LOCK NUTS	2
31	C500048	3/8" X 3-1/2" BOLT W/ (2) LOCK NUTS	2
32	C100036	CABLE W/ CONNECTING ENDS, THROTTLE HONDA	1
	C100483	CABLE W/ CONNECTING ENDS, THROTTLE, B&S	1
33	C100020	TIE, PLASTIC	2
34	C400018	HANDLE, MAIN	1
35	C500050	3/8" X 1-1/4" BOLT W/ (2) LOCK NUTS	2
36	C100035	SPRING, THROTTLE CABLE CONNECTING	1
37	C400019	HANDLE, CONTROL	1
38	C100033	GRIP, 1/8" X 1"	2
39	C100034	SPRING, CLUTCH CABLE	1
40	C200008	CABLE CLUTCH	1
41	C400115	BRACE, HANDLE	1
42	C400022	PULLEY GUARD W/ (3) 5/16" X 3/4" BOLTS,	1
43	C100027	SPRING, THROTTLE	1
44	C100037	ENGINE W/ EXHAUST DEFLECTOR, 4HP HONDA	1
	C100482	ENGINE, BRIGGS AND STRATTON, 6.5HP	1
45	C300071	PLATE, HANDLE BRACE GUSSET	1
46	C500005	5/16" X 1-1/2" BOLT W/ LOCK WASHER & NUT	4
47	C500056	5/16" X 3/4" BOLT W/ FLAT WASHER, LOCK WASHER	4
48	C400056	WEIGHT BAR	1
49	C300009	WEIGHT STOP	1
50	C500016	COTTER PIN, 5/32" X 1-1/4"	2
51	C300147	THROTTLE PLATE BRACKET, B&S (NOT SHOWN)	1
52	C300148	THROTTLE PLATE, B&S (NOT SHOWN)	1

# Engine Pulley Components

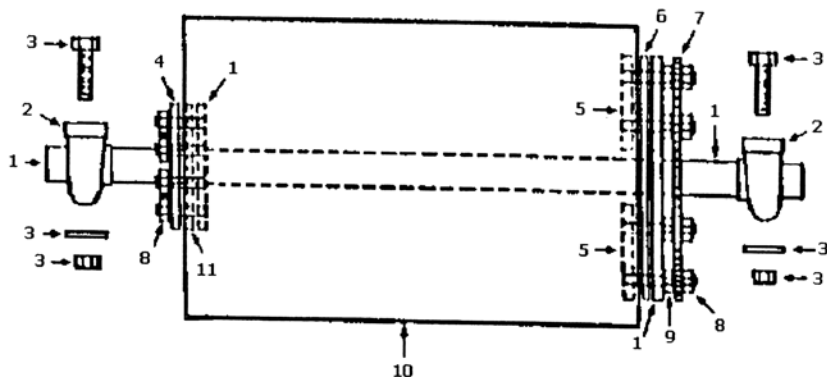
TA-19DE TURF AERATOR

Top View Looking Down on the Front of the Aerator



ITEM	P/N	DESCRIPTION	QTY
1	C500011	KEY, 3/16" x 1" SQUARE	6
2	C500098	3/8" x 3-1/2" BOLT w/ (2) FLATS, LOCK, & (2) NUTS	3
3	C100081	BEARING, 3/4" 2-BOLT	1
4	C500060	3/8" x 1" BOLT w/ FLAT, LOCK, & NUT	6
5	C500099	3/8" x 1-1/4" BOLT w/ FLAT, LOCK, & NUT	2
6	C300037	PLATE, ADJUSTER	1
7	C400072	FRAME, MAIN	1
8	C100038	PULLEY, 3/4" x 3"	1
9	C200014	COUPLER w/ STUB SHAFT, 3/4"	1
10	C100037	ENGINE, 4.0 HP HONDA	1

Front View of Water Drum & Mounting



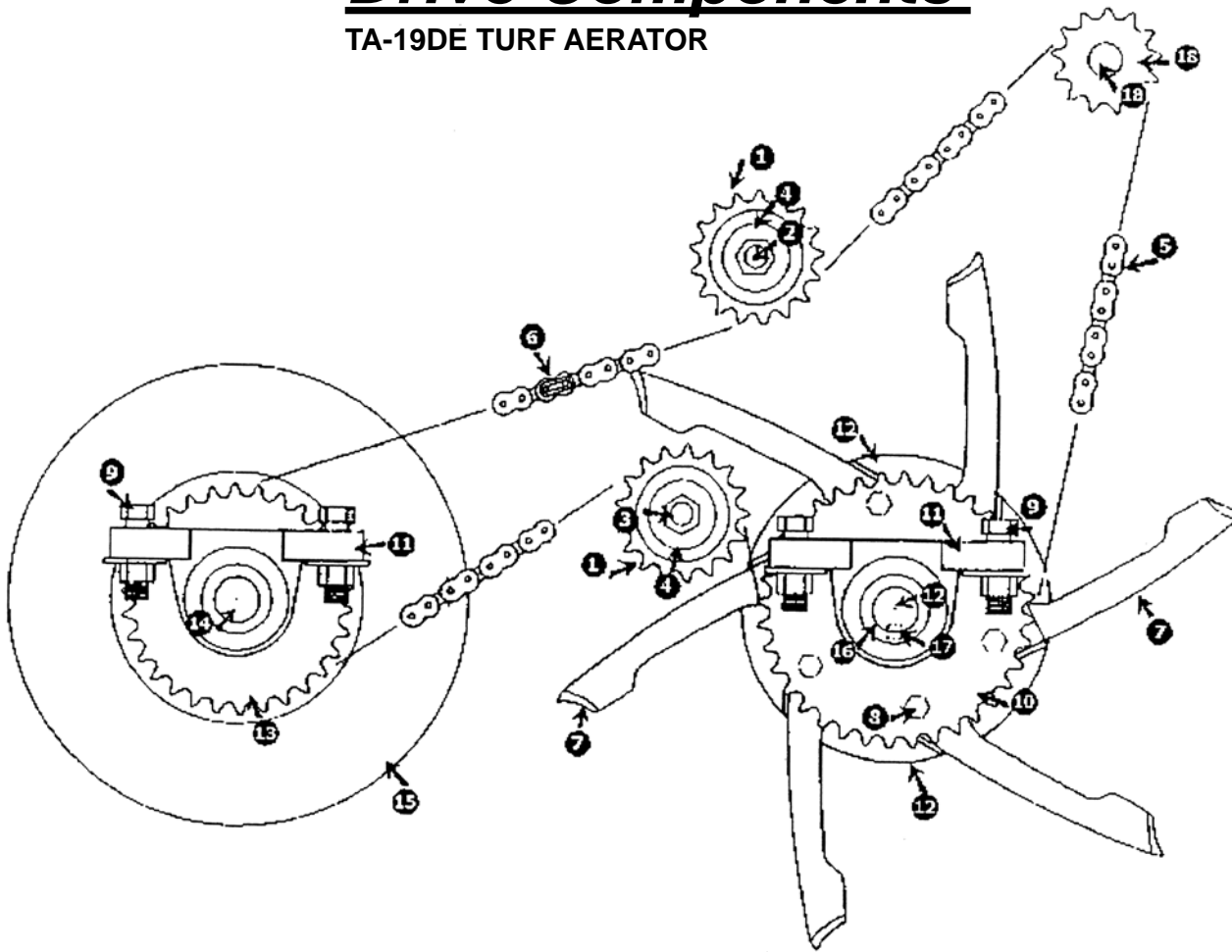
## Water Drum Components

TA-19DE TURF AERATOR

ITEM/P/N	DESCRIPTION	QTY
1	C700009 AXLE, DRUM	1
2	C100004 BEARING w/ ECCENTRIC COLLAR, 1" PILLOW BLOCK	4
3	C500040 1/2" x 1-3/4" BOLT w/ FLAT WASHER & LOCK NUT	8
4	C100083 WASHER, SMALL STEEL	1
5	C700011 INNER HALF PLATE w/ STUDS	2
6	C100084 GASKET, LARGE RUBBER	1
7	C200015 SPROCKET, #40 x 30	1
8	C500100 LOCK NUT, 5/16" TWO-WAY	12
9	C500101 NUT, 5/16" STANDARD	6
10	C100085 DRUM, WATER	1
11	C100087 GASKET, SMALL RUBBER	1
12	C100108 CHAIN, #40 x 139 PITCH (NOT SHOWN)	1

# **Drive Components**

## **TA-19DE TURF AERATOR**



ITEM	P/N	DESCRIPTION	QTY
1	C100043	IDLER SPROCKET, #40 x 17 x 1/2"	2
2	C500037	1/2" x 1-3/4" BOLT w/ LOCK & NUT	1
3	C500038	LOCK & NUT, 1/2"	1
4	C500034	FLAT WASHERS, (2) 1/2"	2
5	C100108	CHAIN, #40 x 139 PITCH	1
6	C100025	CONNECTING LINK, #40	1
7	C100032	TINE, PLUGGING	30
8	C500128	5/16" x 1-1/2" BOLT w/ LOCK NUT	60
9	C500040	1/2" x 1-3/4" BOLT w/ FLAT & LOCK NUT	8
10	C200009	SPROCKET w/ 1" HUB, #40 x 36	1
11	C100004	BEARING w/ ECCENTRIC COLLAR, 1" PILLOW BLOCK	4
12	C700020	SHAFT ASSEMBLY, TINE DISC	1
13	C200015	SPROCKET, #40 x 30	1
14	C700009	AXLE, DRUM	1
15	C100085	DRUM, WATER	1
16	C300011	SPACER, 1" OUTSIDE DRUM SHAFT	1
17	C500003	KEY, 1/4" x 7/8" HALF MOON	1
18	C200006	JACK SHAFT ASSEMBLY, #40 x 13	1



**1028 Street Road • P.O. Box 38  
Southampton, PA 18966 U.S.A.**

**TWO YEAR LIMITED WARRANTY**  
Effective April 1, 2007

For the period of two years from the date of purchase, Schiller Grounds Care, Inc. will repair or replace for the original purchaser free of charge, any part or parts found upon the examination of our factory authorized service station, or by the factory in Norfolk, Nebraska, to be defective in material or workmanship. All transportation charges on parts submitted for repair or replacement under this warranty shall be borne by the purchaser.

This warranty does not include engines or engine parts, tires, batteries, or gearboxes that are covered under separate warranties furnished by their manufacturer or supplier, nor does it include normal maintenance parts, including but not limited to, spark plugs, points, filters, blades, and lubricants.

All service under this warranty will be furnished or performed by our factory authorized service stations.

There is no other expressed warranty. Implied warranties, including those of merchantability and fitness for a particular purpose, are limited to two years from the date of purchase and to the extent permitted by law, any and all implied warranties are excluded. The above remedy of repair and replacement of defective parts is the purchaser's exclusive remedy for any defect, malfunction or breach of warranty. Liability for incidental or consequential damages under any and all warranties is excluded to the extent permitted by law.

**NORMAL RESPONSIBILITIES OF THE SELLER AND THE USER**

1. The Distributor or Dealer is responsible for the proper assembly and preparation of the product for delivery to the end user.
2. The User is responsible for reading the Manual and Instructions.
3. The User is responsible for proper operation and maintenance as described in the manual.
4. The User is responsible for the replacement of wear items such as blades, belts, tires, batteries, etc.
5. The User is responsible for damage due to improper operation and maintenance, as well as abuse.

All claims must be received by the factory 30 days after the end of the warranty period to receive warranty consideration.

See the complete line of Turf Care Products

from

***CLASSEN***<sup>®</sup>

**COMPACT AERATORS**

CA-18H

CA-18B

**STAND ON AERATOR**

SA-25

**SPLIT DRIVE AERATORS**

TA-25D

TA-17D

**TURF AERATORS**

TA-19D

TA-19B

TA-26D

**RECIPROCATING AERATORS**

RA-21H

RA-21B

RAS-21H

RAS-21B

**TOW/3PT AERATORS**

48RT

60RT

**TURF SEEDERS**

TS-20H

TS-20B

TSS-20H

TSS-20B

**TRAILERS**

AST

**TURF RAKES**

TR-20H

TR-20B

TRS-20H

TRS-20B

TR-20RH

TR-20RB

**SOD CUTTERS**

SC-18/5.5

SC-18/8.0

**HYDRO-DRIVE SOD CUTTERS**

SCHV-18/5.5

SCHV-18/8.0

Classen reserves the right to make changes or add improvements to its products at any time without incurring any obligation to make such changes to products manufactured previously. Classen, or its distributors and dealers, accept no responsibility for variations which may be evident in the actual specifications of its products and the statements and descriptions contained in this publication.