



One BOB-CAT Lane, P.O. Box 469
Johnson Creek, WI 53038 U.S.A.
(920) 699 2000
Fax: (920) 699 6836

Service Bulletin

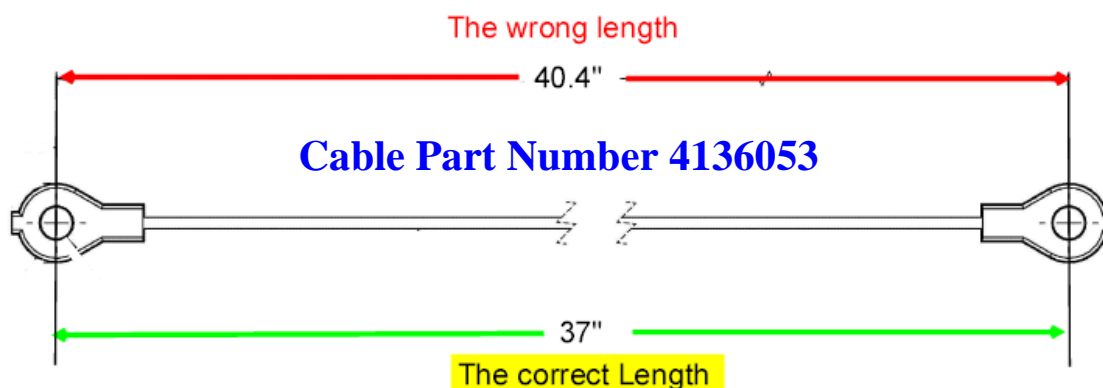
Date: March 2, 2015

Bulletin No: JC-15-03

Product Type: Ren-O-Thin

Customer Issue: The reel does not rotate after the bail has been pulled back. This condition was found in new units.

Cause: The vendor supplied incorrect length cables under the same part number. If the cable is too long, it will not engage the reel. We found very limited quantities of the incorrect cables in our parts inventory, but please check your stock to verify you have the correct cables prior to ordering.





Action Required: If the reel does not engage when the bail is pulled back, remove the side cover guard, measure the cable length, and replace the cable if it measures 40.4 inches long.

Please follow the seven steps to changing out the 4136053 cable.

1) Remove the side Cover

The cable is crimped to the deflector arm.


This crimp will have to be spread open but first mark the new cable as shown in the next picture.






One BOB-CAT Lane, P.O. Box 469
Johnson Creek, WI 53038 U.S.A.
(920) 699 2000
Fax: (920) 699 6836

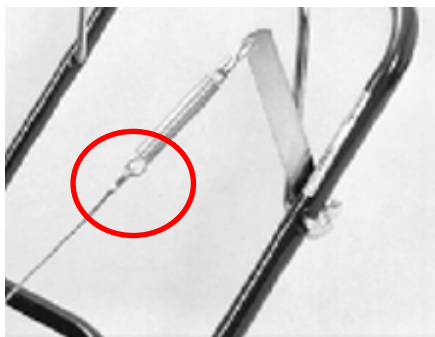
2) Lay the new cable on top of the existing one so you can mark the length where the deflector arm crimps on to it. Now you can spread the clamp to release cable from the deflector arm.



3) Remove the nuts and bolt holding the cable to the idler arm.



- 4) Put the bolt back through the new cable eyelet and fasten it back on the idler arm.
5) Crimp the deflector arm back onto the cable with the mark you put on the cable from Step 2.
6) Reinstall the belt cover.
7) Attach the other end of the cable to the spring on the handle.



Products Involved: Suspect units:

544865D	Serial 01671 - 01723
544877	Serial 01374 - 01429
744865E	Serial 01262 - 01277
744877A	Serial 01042 - 01052

Warranty: You may claim up to .5 hour of labor and parts for units covered under this bulletin. Please file warranty using Labor code JC-15-03 with one unit per claim.

If you have any questions, please contact our Customer Service Department at 920-699-2000.

This bulletin is relevant to the departments checked below. Please circulate as appropriate.

SERVICE



WARRANTY



SALES



PARTS

